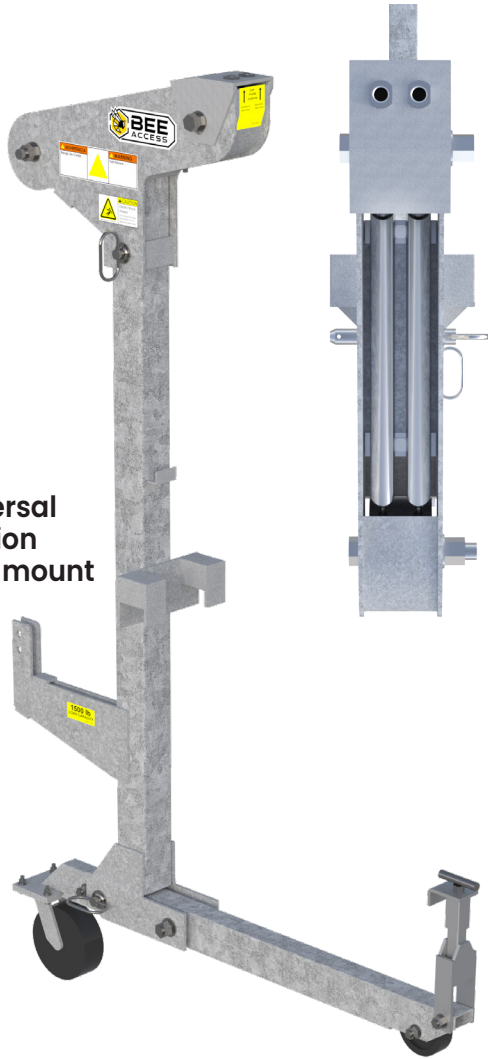



LOW PROFILE C-STIRRUP

Universal traction hoist mount



Aluminum tubes guide the wire rope for effortless reeving. Aluminum reeve bracket with locknut-type inlet cable guides.



No tools necessary to install



Fold-up and modular design for easy handling, storage and transportation. Fits through 18" openings, perfect for boilers.

DESCRIPTION

The low profile walk through stirrup's narrow design provides the greatest degree of versatility when aligning with suspension cables and mounting to the platform. The low profile design allows workers the ability to complete tasks on the uppermost part of a structure. The universal hoist mount on the back of the stirrup allows for maximum working space inside the platform while still allowing for easy access to hoist controls.

Other features include:

- Fold-up design for easier storage and transportation
- Integrated caster for easier installation & movement
- Compact size fits through 18" diameter openings.

SPECIFICATIONS

Part No.: 934106

Load Capacity: 1,500 lb

Dimensions:

Default: 72.94" x 8.25" x 44.13" (HxWxD)

Collapsed: 81.57" x 8.25" x 19.75" (HxWxD)

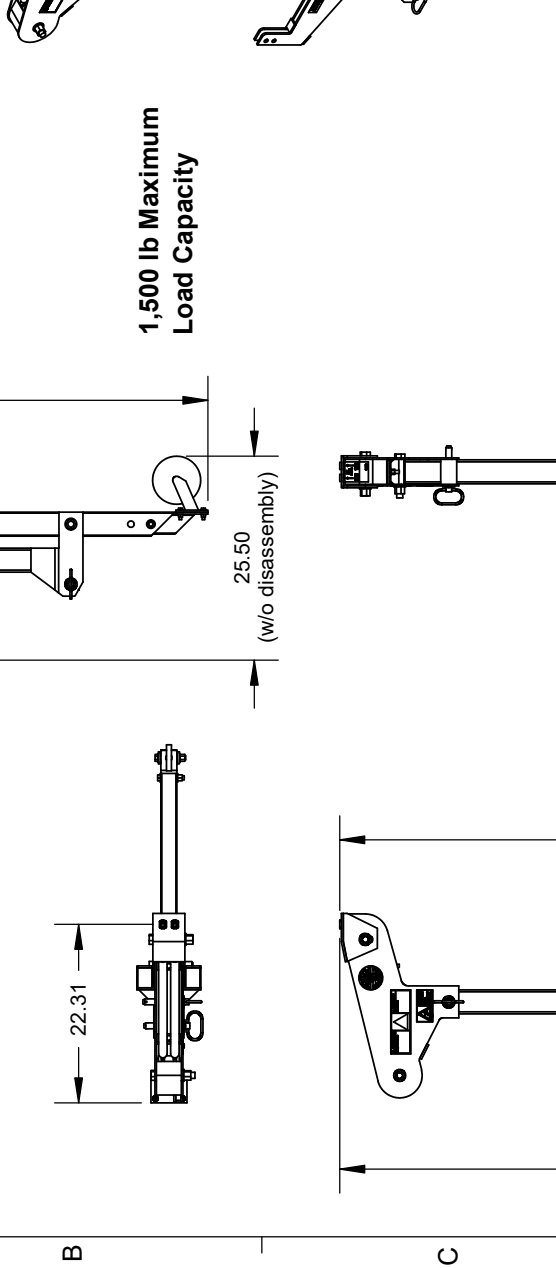
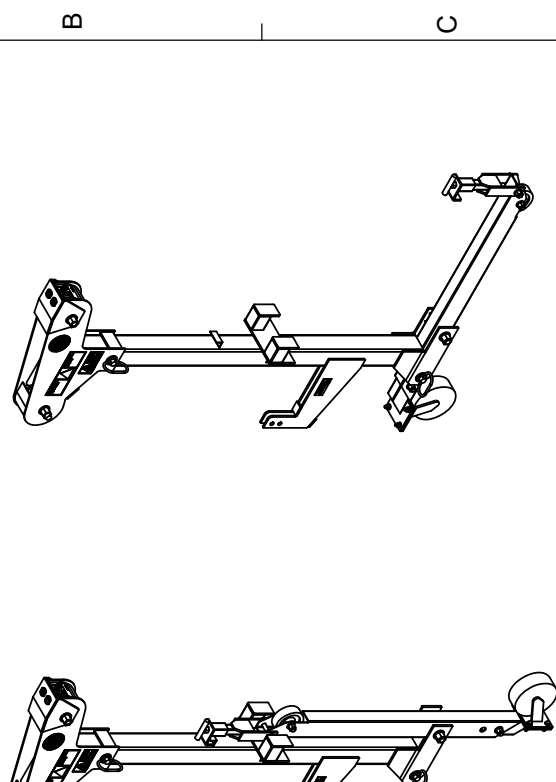
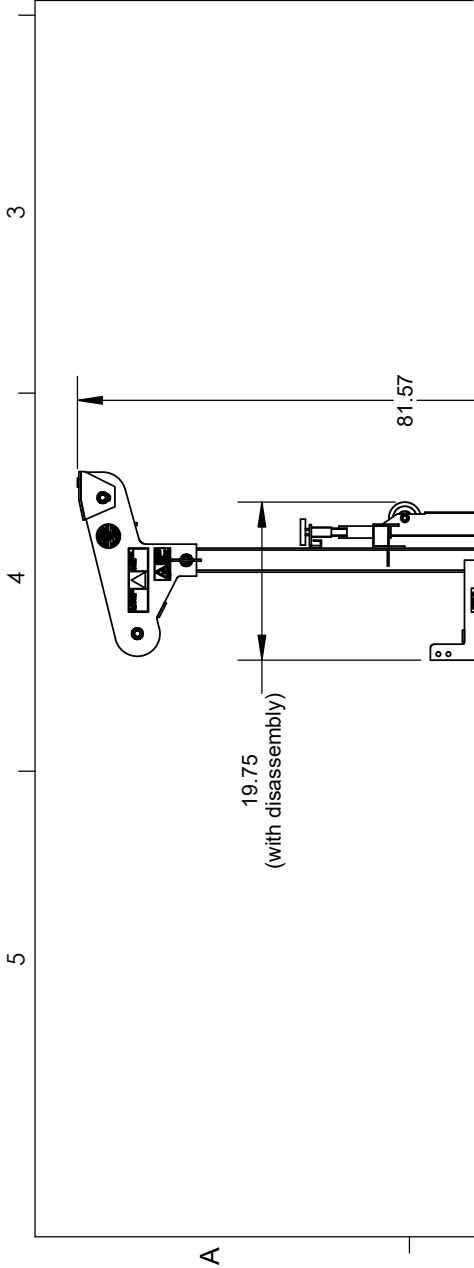
Weight: 126 lb

Construction: Steel

Finish: Galvanized

Pulleys: Double Groove Sheave with Stainless Steel Bearings

ITEM NO.	QTY.	PART NO.	DESCRIPTION
1	1	530258	LPCS, Post Weldment
2	1	530263	LPCS, Base Tube
3	1	334116	LPCS, Caster Stem Assembly
4	1	334105	LPCS, Toeboard Bracket
5	1	834108	Wheel, 4in.
7	4	110451	Washer, 1/2 Flat
8	2	110352	Nut, Lock 3/4" X 4.5"
9	2	110110	Hitch Pin 3/4" X 4.5"
11	1	110382	Nut, Lock 3/4"-10
12	2	110481	Washer, 3/4" Flat
13	1	334107	LPCS, Sheave Box Assembly
16	1	LB-1500	Label, "1500 lb Capacity..."
17	1	WL-FALL	Warning Label, Fall Hazard
18	1	LB-LPCSWR	Label, LPCS Wire Rope Insertion
15	2	110253-0	Bolt 1/2"-13 x 3"
16	1	110285-0	Bolt 3/4"-10 x 5"
17	1	WL-EPL	Warning Label, Electrical Power Lines
18	1	LB-BEEUSA3	Label, Bee Access USA 3"



1,500 lb Maximum Load Capacity

REV	Changed label	Revision Description	By	Date
C	Changed label	BJA	02-22-18	

DEBUR AND BREAK SHARP EDGES		Weight:
Material:	Assembly	LBS
Treatment: N/A		125

Raw material part number:		Dimensions in [] are in mm	
Assembly	Tol. ISO 2768-m	>	<
		0.5	6
		30	120
		400	400
		6	30
		120	400
		TOL. ±0.1 ±0.2 ±0.3 ±0.5 ±0.8	

Scale	Size	Machined surfaces	ISO
1:24	B/A3	12.5	1302

CAD generated drawing. Do not manually update. Do not scale drawing.	
Approvals	By: Date:
Drawn	BJA 03-03-10
Approved	BJA 02-22-18

Unless otherwise stated tolerances in inches	
Fractions	Decimals
X ± .060	ALL ± .5°
XX ± .015	
XXX ± .005	

Product Line/Project	REV.
Platform	C

Part No. 934106

Sheet 1 of 3



The information contained in this drawing is the sole property of Bee Access Products. Any reproduction in part or whole without the written permission of Bee Access Products is strictly prohibited.

Low Profile C-Stirrup